


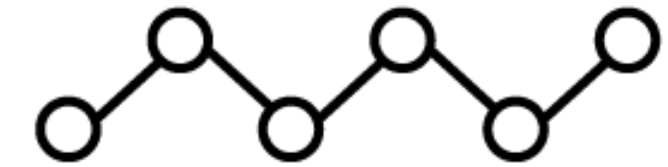
Crazy Girls Collection

Fashion as Unique as You are



Case Study

**CRAZY
GIRLS**



AMAZIO WORKS

FASHION AS UNIQUE AS YOU ARE

CRAZY
GIRLS

Brand



Crazy Girls came to us looking to scale their Clothing Brand On Amazon UK.

They had a catalog with over 10,000 skus!

Product

Background

Lacking a cohesive scaling strategy, insufficient catalog management, wasted ad spend, poor PPC structure.

Results



Amazon Monthly Revenue
after AmazioWorks

£535,000

Amazon Monthly Revenue
before AmazioWorks

£150,000



Have a look



Date
Custom
 01/12/2023 31/12/2023

Sales breakdown
Marketplace total

Fulfilment channel
Both (Amazon and seller)

Sales Snapshot Taken at 09/01/2024, 23:01:46 GMT

Total order items 31,904	Units ordered 32,375	Ordered product sales £536,925.60	Avg. units/order item 1.01
Avg. sales/order item £16.83			

SERVICES WE PROVIDED:



SEO/Listing
Optimization



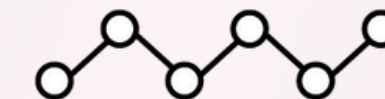
PPC



Catalog
Management

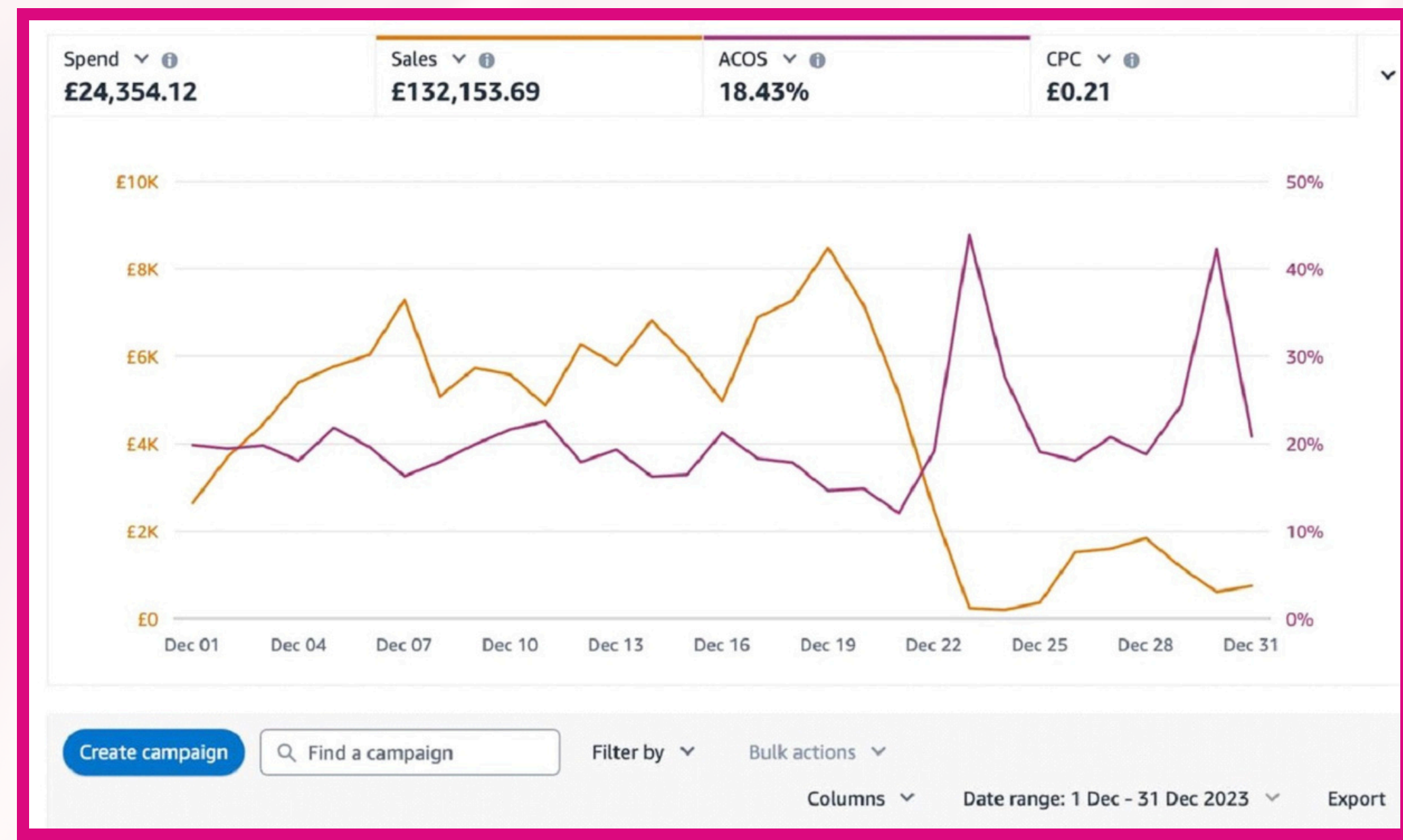


Customer Support



Here is Proof:

PPC Sales:



Total Sales:

Date Custom **Sales breakdown** Marketplace total **Fulfilment channel** Both (Amazon and seller) **Apply**

01/12/2023 31/12/2023

Sales Snapshot Taken at 09/01/2024, 23:01:46 GMT

Total order items	Units ordered	Ordered product sales	Avg. units/order item
31,904	32,375	£536,925.60	1.01
Avg. sales/order item			
£16.83			

Breakdown:

Stats	ACOS	Spend	PPC Sales		Total Sales	TACOS
Dec-2023	18.43%	£24,354.00	£132,153.00		£536,925.00	4.54%

More Proof:

Sales Snapshot Taken at 09/10/2023, 5:49:36 BST

Total order items 182,721	Units ordered 188,671	Ordered product sales £2,415,267.50	Avg. units/order item 1.03
Avg. sales/order item £13.22			



2021-2022-2023 IMPROVEMENT GRAPH

Months	2021	2022	%age	2023	
January	£287,252	£165,283	-42.46 %	£227,625	37.41% Up
February	£251,372	£139,107	-44.66 %	£215,319	54.78% up
March	£220,937	£181,822	-17.70 %	£257,842	41.81% up
April	£157,730	£192,583	+22.15 %	£252,462	31.09% up
May	£157,881	£268,997	+70.30 %	£311,703	15.87% up
June	£183,167	£265,445	+44.90 %	£310,194	16.85% up
July	£171,259	£290,712	+69.74 %	£272,655	6.21% Down
August	£158,276	£257,301	+62.56%	£255,219	0.7% Down
September	£185,337	£254,402	+37.26%	£237,021	6.83% Down
October	£355,444	£380,418	+7.03%	£394,760	4.02% Up
November	£258,184	£325,899	+26.45%	£325,239	0.2% Down
December	£378,132	£488,253	+29.12%	£536,925	10.15%





If you would like to achieve results like this for your **Amazon Brand...**

We would love to help you kick the competitions butt!

Reach us at **contact@amazioworks.com**
for a complimentary video audit of your
brand showing you how to scale